

# Ennea

## Ennea LED Pendant

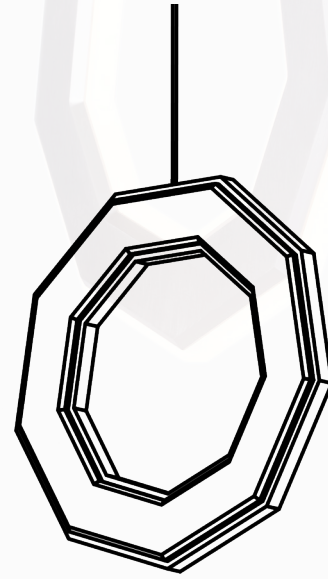
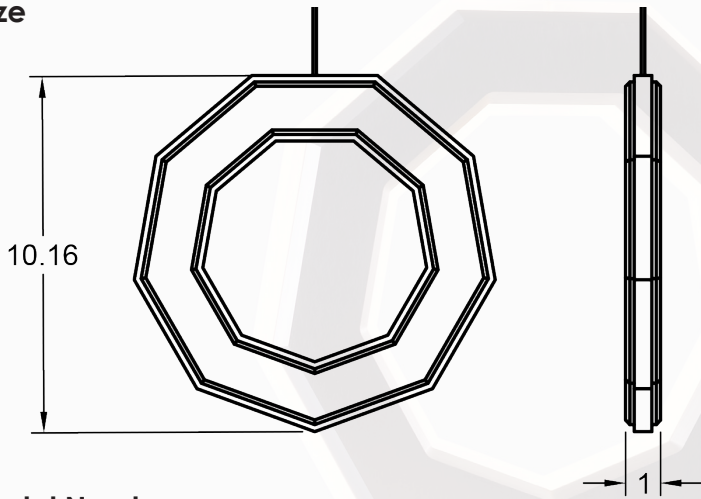
### Description

Ennea, the love child of our Luxennea Diamond and electron series. A futuristic interior LED pendant made from aluminum and acrylic. Ennea's engineering hides all fasteners and wiring and maintains the ring's suspended independence without compromising beauty of functionality.

Available in a variety of anodized finishes and color temperatures.

Designed by Jordan Dery

### Size



### Model Number

Example : Ennea - PN10 - 30LV - 01A1 - CLACLA - 01PH

Name	Style	Size	Color Temp	Power	Quantity	Canopy Style	Fixture Color	Canopy Color	Lumen Output	Dimming Options
XXXXXX	PN - Pendant CH - Chandelier WS - Wall Sconce FL - Floor Lamp T - Table Lamp	10 - 10" Dia	27 - 2700K 30 - 3000K 35 - 3500K	AC - Line Voltage (120V 60Hz) LV - Low Voltage GL - Global Voltage (200 - 240 50Hz)	Number of pendants and or light sources. 01 - One pendant / light source	Various canopy options available including standard options and custom canopy requests. See Canopies and Suspension page for all options. For example A1 - 6" Dia Canopy	GLA - Gold CLA - Clear BKA - Black	GLA - Gold CLA - Clear BKA - Black	01 - Standard 02 - Hi Output 03 - Custom	PH - Phase Dimming 10 - 0-10 V Dimming ELV - ELV Dimming DALI - DALI Dimming

Note: Not all options are available for all models

### Specifications

Specifications	Standard Lumen Output
Voltage	12 VDC
Wattage	11.6 Watts
Lumen Output (Source)	~880 Lumens
Light Source	Karice LED Tape
CRI	80+ CRI

### Finishes


Standard finishes available, Custom finish options available upon request



GLA  
Light Gold  
Anodized



CLA  
Clear  
Anodized



BKA  
Black  
Anodized