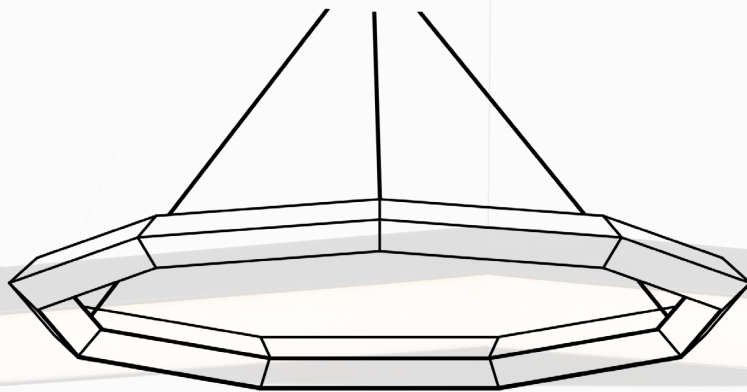


Luxennea Diamond



Size



Luxennea Diamond

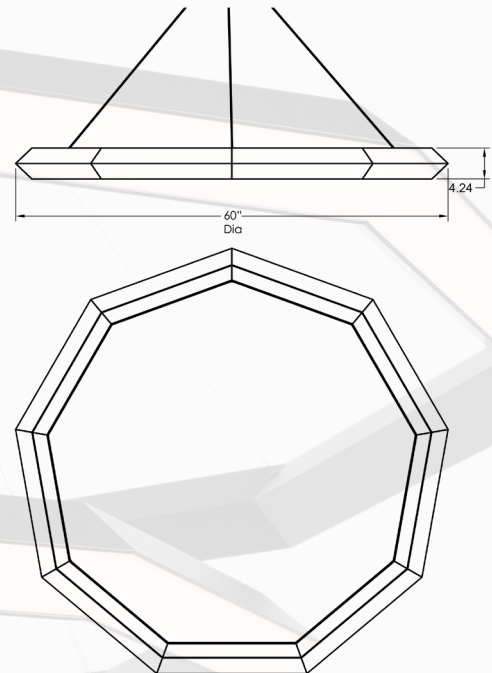
Description

The Diamond Luxennea large chandelier is inspired by the nine sided Florentine Diamond. The Florentine Diamond is known for its 126 facet double rose cut, which allows for more light to be reflected off of it, making it sparkle and shine unlike any other diamond.

The Diamond Luxennea chandelier's sides point down at a 45 degree angle, with a meticulously set hanging height to form a continuous visual line from one light to the other. This is a true suspended chandelier, as it is hanging from aircraft cables. This gives our chandelier a unique style as it appears to be floating in mid air.

Available as a multi tier chandelier.

Designed by Maurice Dery



Model Number

Example : Luxennea - PN60 - 30LV - 01B1 - BKBK - 01PH

Name	Style	Size	Color Temp	Power	Quantity	Canopy Style	Fixture Color	Canopy Color	Lumen Output	Dimming Options
XXXXXX	PN - Pendant CH - Chandelier WS - Wall Sconce FL - Floor Lamp T - Table Lamp	48 - 48" Dia 60 - 60" Dia	27 - 2700K 30 - 3000K 34 - 3400K 41 - 4100K	AC - Line Voltage (120V 60Hz) LV - Low Voltage GL - Global Voltage (200 - 240 50Hz)	Number of pendants and/or light sources. 01 - One pendant / light source	Various canopy options available including standard options and custom canopy requests. See Canopies and Suspension page for all options. For example B1 - 6" Hex Canopy	BK - Black WH - White SL - Silver BR - Bronze GL - Sun Gold	BK - Black WH - White SL - Silver BR - Bronze GL - Sun Gold	01 - Standard 02 - Hi Output 03 - Custom	PH - Phase Dimming 10 - 0-10 V Dimming ELV - ELV Dimming DALI - DALI Dimming

Note: Not all options are available for all models

Specifications


Specifications	Standard Lumen Output
Voltage Wattage Lumen Output (Source) Light Source CRI	24 VDC 41 Watts ~3399 Karice LED Tape 91+ CRI

Finishes

Standard finishes available, Custom finish options available upon request



BK
Black



WH
White



SL
Silver



BR
Bronze Look