



Karice


CRAFTERS OF CUSTOM LIGHTING



ABOUT KARICE ENTERPRISES LTD.

Bringing even the most ambitious vision to light, British Columbia-based Karice Enterprises has enormous passion for creating beautiful lighting products, pushing creative boundaries to craft the unimaginable with their cutting-edge, custom lights. Founder, Maurice Laurent Dery believes aesthetic beauty is the by-product of intelligent design and dreaming up what has never been done before is just a part of daily life at Karice. Following a minimalist approach, Karice strives to refine their products to be as simple and efficient as possible. Each piece follows this passion for doing the seemingly “impossible,” and reflects a creative, practical solution to a complicated design challenge.

While their main focus is collaboration on custom projects, in 2014 Karice began designing their own product line and now carry 22 unique products designed and manufactured at their plant in Surrey, Canada. Their recent lighting fixture releases are the result of new innovative designs curated by lighting designer Maurice Laurent Dery. What sets Karice apart from the competition is their state-of-the-art lighting and metal work facility. This allows them to specialize in artisan manufacturing; making prototypes, drawings, and concepts and creating one-of-a-kind masterpieces.



INDEX

CHANDELIERS	1	CIRCULUS
	2	DIAMOND LUXENNEA
	3	DIAMOND LUXENNEA M SERIES
	4	DIAMOND LUXENNEA SERIES 2
	5	LINKED LUXENNEA
	6	LUXENNEA
	7	LUXENNEA SERIES 2
	8	SPROCKET
	9	TETRA

PENDANTS	10	3-4-5
	11	ELECTRON
	12	ENNEA
	13	FUSE
	14	MEGA FUSE
	15	MINI FUSE
	16	OLO
	17	RETTA
	18	SHROOM
19	TIME	

WALL SCONCES	20	ELECTRON
	21	ENNEA

COLLABORATIONS	22	HARMONY
----------------	----	---------

	23	OUR PROCESS
--	----	-------------

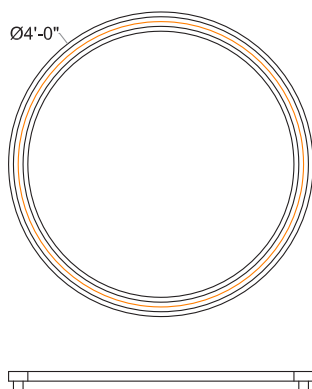


DESIGNER |

MAURICE L. DERY

CIRCULUS

The symbol of infinity, this stunning LED pendant is a never-ending circle of light. Inspired by geometric shapes, Circulus illuminates 360 degrees as well as above and below, creating a look and feel not otherwise seen in the lighting market. Constructed out of aluminum, Circulus' stepped linear structure offers multiple visible lines, creating visual interest. Available in 24", 40", and 48" diameters and multiple finishing options, our light as shown is finished in a medium bronze powder coat.



SIZE

24"; 40"; 48" DIAMETER

FINISH

MEDIUM BRONZE, BLACK, WHITE OR CUSTOM COLORS

LAMPING

INTEGRAL LED

2700K; 3000K; 4100K

DIMMABLE

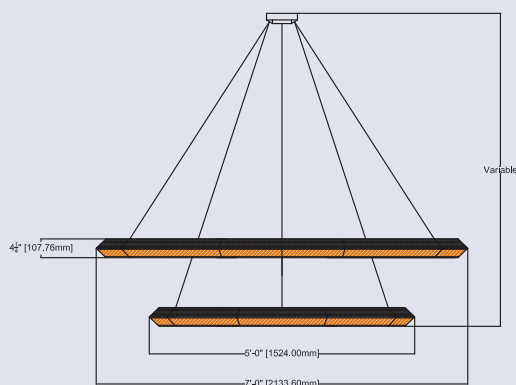


DESIGNER |

MAURICE L. DERY

DIAMOND LUXENNEA

Make an elegant statement with the Diamond Luxennea. Our signature large chandelier takes its inspiration from the nine-sided Florentine Diamond, which is known for its 126 facet double rose cut, allowing for more light to reflect. With its sides pointing down at a 45-degree angle, a meticulously set hanging height, and aircraft cable suspension, the Diamond Luxennea appears to float. Available as single pendants or two tiers, this chandelier can be made to any size and specification. Energy efficient LED technology and precise fabrication methods achieve a smooth, seamless finish.



SIZE

7FT DIAMETER AND 5FT DIAMETER

FINISH

BLACK, BRONZE, WHITE OR CUSTOM COLOR

MATERIALS

ALUMINUM AND ACRYLIC

LAMPING

INTEGRAL LED
2700K; 3000K
DIMMABLE



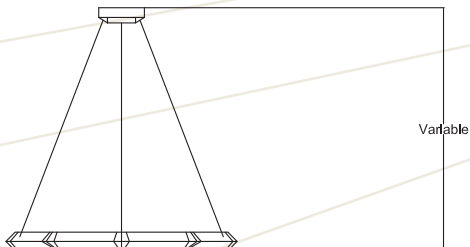
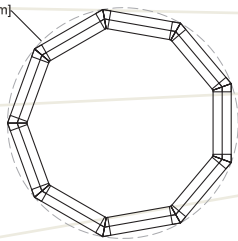
DESIGNER |

MAURICE L. DERY

DIAMOND LUXENNEA M SERIES

With a third version of our popular Diamond Luxennea an alternate aesthetic appeal is offered. Diamond Luxennea M series is a modular series. Impeccably machined corners decorate the nine corners of this lighting design. Although the light is round, the nine segmented facets of the light almost appear octagonal from certain viewing angles. Futuristic in design, the light marries well in any décor. Infinite finishing combinations are available as the corner components can be finished in alternate finish from the main body of the light.

Ø3'-0" [Ø914,40mm]



SIZE

36" DIAMETER

FINISH

BLACK, BRONZE, WHITE OR SILVER

MATERIALS

ALUMINUM AND ACRYLIC

LAMPING

LED 24 VOLT DC; 27 W
2700K,3000K,3400K,4100K
DIMMABLE



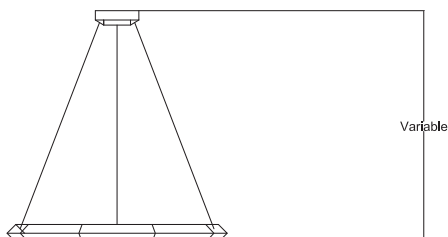
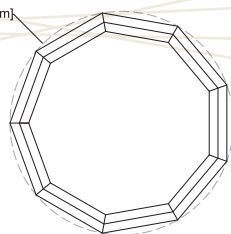
DESIGNER |

MAURICE L. DERY

DIAMOND LUXENNEA SERIES 2

Perfect for today's modern home, Series 2 is a sleeker version of our signature large chandelier. With its sides pointing down at a 45-degree angle, and aircraft cable suspension, the Diamond Luxennea Series 2 appears to float. Our standard offering is for 28", 36", 42" and 48" diameters, although custom sizes are available up to six feet with multiple finishing options. Energy efficient LED technology and precision manufacturing techniques achieve a smooth, seamless finish.

Ø3'-0" [Ø914.40mm]



SIZE

28"; 36"; 42"; 48" DIAMETERS

FINISH

BLACK, BRONZE, WHITE OR CUSTOM COLOR

MATERIALS

ALUMINUM AND ACRYLIC

LAMPING

INTEGRAL LED
2700K; 3000K
DIMMABLE

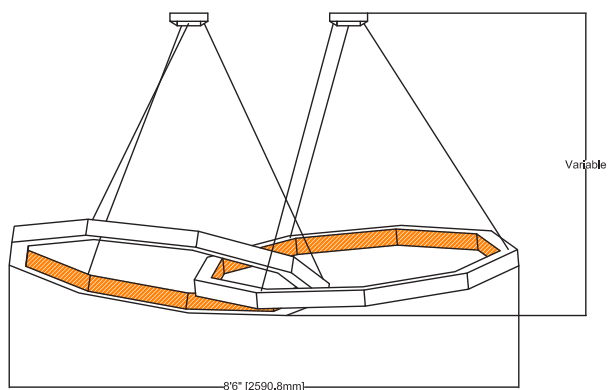


DESIGNERS |

MAURICE L. DERY
JORDAN N. DERY

LINKED LUXENNEA

Few chandeliers have a real "wow factor." Luxennea aims to alter the status quo, as an expression of sophisticated simplicity. It is an illuminated ("LUX") enneagon: a nine-sided geometric shape. By permanently linking two Luxennea's together, a sense of wonder is achieved.



SIZE

(X2) 5FT DIAMETER RINGS OR CUSTOM SIZE

FINISH

BLACK, BRONZE, WHITE OR CUSTOM COLOR

MATERIALS

ALUMINUM AND ACRYLIC

LAMPING

INTEGRAL LED
2700K; 3000K
DIMMABLE

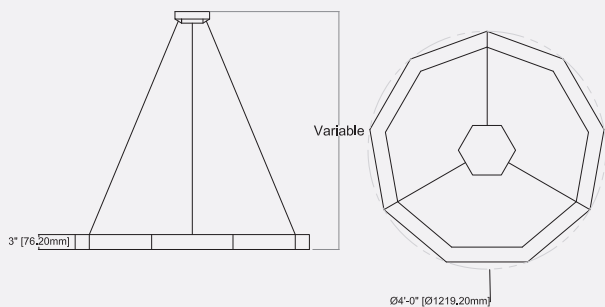


DESIGNER |

MAURICE L. DERY

LUXENNEA

The Luxennea is part of our geometric lighting series, inspired by an Enneagon, a nine-sided congruous shape. The Luxennea light pictured here is a 4-ft diameter x 3" high chandelier. The Luxennea light so aptly named, "LUX" for light and "ennea" for Enneagon. The Luxennea light is fully customizable to any size by custom order. The light is better suited to rooms requiring large scale lighting.



SIZE

4FT; 5FT; 6FT; 7FT DIAMETERS

FINISH


BLACK, BRONZE, WHITE OR CUSTOM COLOR

MATERIALS

ALUMINUM AND ACRYLIC

LAMPING

INTEGRAL LED
2700K; 3000K
DIMMABLE

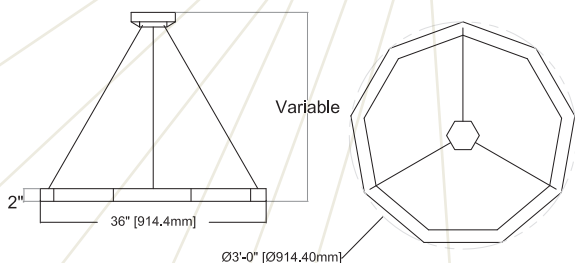


DESIGNER |

MAURICE L. DERY

LUXENNEA SERIES 2

A sculptural masterpiece in its own right, Series 2 is a sleeker version of our popular design. Using diffused lighting pointing inward to produce beautiful ambience, this illuminated ("LUX") enneagon feature energy efficient 24 volt LED technology shining through an acrylic interior lens. Precision manufacturing methods achieve a smooth, seamless finish and are available in standard diameters of 36", 42" and 48" although custom sizes are available up to six feet with multiple finishing options. Luxennea Series 2 is perfect for both the traditional and modern home.



SIZE

28"; 36"; 42"; 48" DIAMETERS

FINISH

BLACK, BRONZE, WHITE OR CUSTOM COLOR

MATERIALS

ALUMINUM AND ACRYLIC

LAMPING

INTEGRAL LED
2700K; 3000K
DIMMABLE

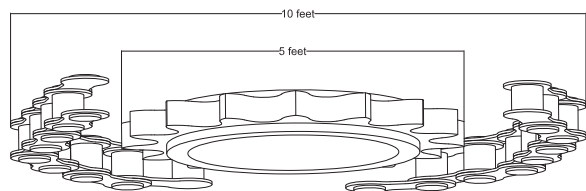


DESIGNER |

MAURICE L. DERY

SPROCKET

This epic 10-foot by 10-foot LED chandelier is not only the culmination of 23 years in the custom lighting industry but a magnificent piece of functional art. Suspended by aircraft cables, the inner five-foot diameter steel sprocket is meticulously crafted to interlock with the chain and appears to float. Designed to hide all power cables and fasteners, this functioning gear gives the highest aesthetic quality to any room. Sprocket features energy efficient LED illumination, aluminum and acrylic outer chain, and steel and acrylic inner sprocket.



SIZE


10- FEET X 10- FEET

FINISH

BLACK, GOLD OR SILVER

LAMPING

INTEGRAL LED
2700K; 3000K; 6100K
DIMMABLE

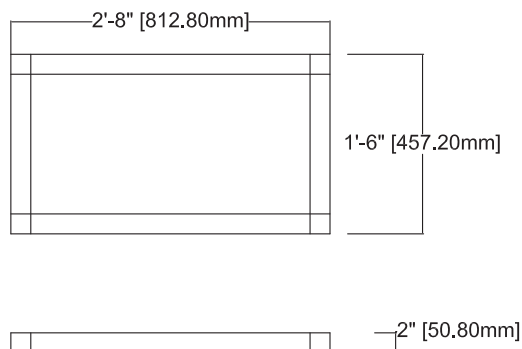


DESIGNER |

MAURICE L. DERY

TETRA

TETRA meaning "four" we present our rectangular shaped light. A simple tetragon shaped quadrilateral lighting fixture. Four cubed shaped components decorate the four corners of this LED lighting fixture. This new lighting design is also offered with color temperature tunable LED illumination. Using the remote controller, the color temperature of the light can be changed from 2700 – 5000K on the fly. Choosing the perfect mood for your room or matching the color temperature of accompanying lights, this option gives infinite illumination possibilities.



SIZE

32" X 18" X 2"

FINISH

LIGHT GOLD, SILVER, BLACK OR PEWTER

MATERIALS

ALUMINUM

LAMPING

INTEGRAL LED

2700K, 3000K, 3400K, 4100K, 5000K OR VARIABLE

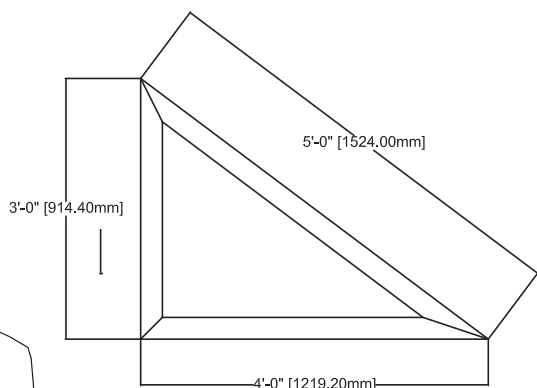


DESIGNER |

MAURICE L. DERY

3-4-5 PENDANT

Appearing to float, the Pythagoras Theorem inspired this stunning pendant. A simple design of right-angle triangles, the light's dimensions are three feet by four feet by five feet — true relational dimensions of the Theorem. Illuminated with dimmable energy efficient LEDs and cleverly designed with no visible power source or cords, the 3-4-5 pendant can be finished in black, white, bronze or custom colours.



SIZE

3FT X 4FT X 5FT X 3" HIGH

FINISH

BLACK, WHITE, BRONZE OR CUSTOM COLOURS

MATERIALS


ALUMINUM AND ACRYLIC

LAMPING

INTEGRAL LED

2700K; 3000K; 4100K

DIMMABLE

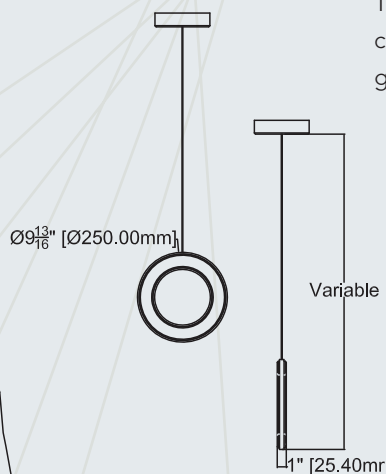


DESIGNERS |

MAURICE L. DERY
JORDAN N. DERY

ELECTRON PENDANT

Like the subatomic particle it was named for, Electron is an elegant and modern light fixture radiating attractive energy into its environment. Demonstrating resourceful engineering without compromising beauty or functionality, the double-sided lighting maximizes illumination while the LED technology maximizes energy efficiency. The Electron pendant, available in single and multiple configurations, has a pleasing colour temperature of 3000K and no visible fasteners or electrical wires. Available in gold, silver or black.



SIZE

9-7/8" DIAMETER X 1" THICK

FINISH


BLACK, GOLD OR SILVER

MATERIALS

ALUMINUM AND ACRYLIC

LAMPING

INTEGRAL LED
2700K; 3000K; 6100K
DIMMABLE

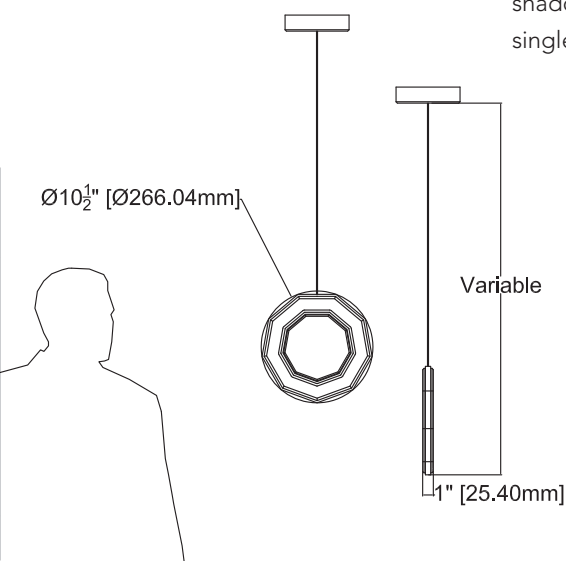


DESIGNERS |

MAURICE L. DERY
JORDAN N. DERY

ENNEA PENDANT LUMINAIRE

Considered the love child of the popular Diamond Luxennea and Electron Lighting series, this futuristic-looking nine-sided polygon hides all fasteners and wiring without compromising beauty or functionality. Using dimmable energy efficient LED technology, the Ennea pendant illuminates from both inner and outer edges without shadowing. Ennea is available in a variety of colour temperatures and as a wall sconce, single pendant, or tri-pendant mobile.



SIZE

10-1/2" DIAMETER X 1" THICK

FINISH

BLACK, GOLD OR SILVER

MATERIALS

ALUMINUM AND ACRYLIC

LAMPING

INTEGRAL LED

2700K; 3000K; 6100K

DIMMABLE

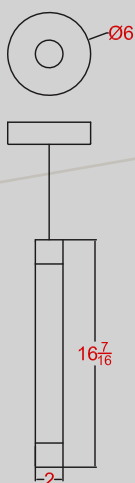


DESIGNERS |

MAURICE L. DERY
JORDAN N. DERY

FUSE LED PENDANT

Promoting high aesthetic quality while hiding visual pollution, Fuse is illuminated from both its inner core and a down light. Suspended by a single wire, this magnificent pendant appears to float. Made using custom machined aluminum top and bottom caps and energy efficient LED technology, this masterpiece was designed from the ground up to create a light fitting for today's modern interiors.



SIZE

16-7/16" X 2" DIAMETER

FINISH


BLACK, GOLD OR SILVER

MATERIALS

ALUMINUM AND ACRYLIC

LAMPING

INTEGRAL LED PLUS MR11 LED BULB INCLUDED
2700K; 3000K
DIMMABLE

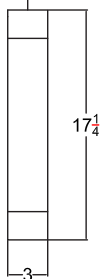


DESIGNERS |

MAURICE L. DERY
JORDAN N. DERY

MEGA FUSE LED PENDANT

With its 3-inch diameter, Mega Fuse is the big brother of our Fuse pendant. Illuminated from both its inner core and a down light, this magnificent pendant appears to float. Made using CNC Machined aluminum top and bottom caps and employing energy efficient LED technology, there are no visible electrical wires or fasteners. This masterpiece was designed from the ground up to create a light fitting for today's modern interiors.


SIZE

17-1/16" X 3" DIAMETER

FINISH

BLACK, GOLD OR SILVER

MATERIALS

ALUMINUM AND ACRYLIC

LAMPING

INTEGRAL LED PLUS MR16 LED BULB INCLUDED
2700K; 3000K
DIMMABLE

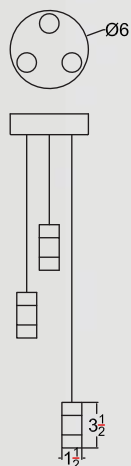


DESIGNER |

MAURICE L. DERY

MINI FUSE PENDANT

Resembling an automotive fuse, the Mini Fuse is created from aluminum and acrylic components and has a 3.5" long x 1.5" diameter body. The pendant's single LED illumination makes for energy efficient lighting.



SIZE

3.5" X 1.5" DIAMETER

FINISH

BLACK, GOLD OR SILVER

MATERIALS

ALUMINUM AND ACRYLIC

LAMPING

MICRO G4 BI-PIN LED INCLUDED
2700K; 3000K
DIMMABLE

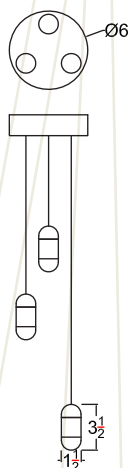


DESIGNER |

MAURICE L. DERY

OLO LED PENDANT

Don't let OLO's simplistic appearance deceive you. Suspended from co-axial cable offering a clean suspension, this ingenious pendant has no visible electrical wiring and appears to float. Inspired by the connector we used on our Electron Tri-Pendant mobile, this oval light employs acrylic for the diffuser, eliminating seismic concern one has when using glass. Its LED technology is energy efficient.



SIZE

3.5" X 1.5" DIAMETER

FINISH

BLACK, GOLD OR SILVER

MATERIALS

ALUMINUM AND ACRYLIC

LAMPING

MICRO G4 BI-PIN LED INCLUDED
2700K; 3000K
DIMMABLE

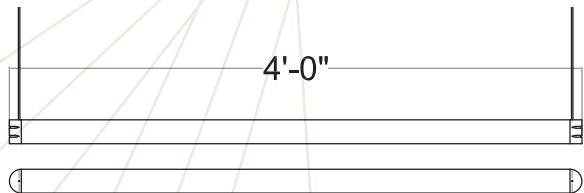


DESIGNERS |

MAURICE L. DERY
JORDAN N. DERY

RETTA LINEAR LIGHT

Inspired by nature's log jam on the shores of BC's beautiful Harrison Lake, the Retta lighting line is a fresh remake of the minimalistic linear light. The blackened bronze anodized finish and frosted clear acrylic diffusers give Retta an air of sophistication while the integral LED strip, available in 2700K, 3000K, and 4100K, give it high lumen efficiency, low power consumption, and long life. Our standard offering is 18", 24", 36" and 48" lengths. Custom lengths are available up to 20-feet.



SIZE

2"x2" x 18"; 24"; 36"; 48" OR CUSTOM LENGTH UP TO 20FT

FINISH

BLACKENED BRONZE WITH GOLD; BLACK WITH SILVER

LAMPING

INTEGRAL LED
2700K; 3000K; 4100K
DIMMABLE

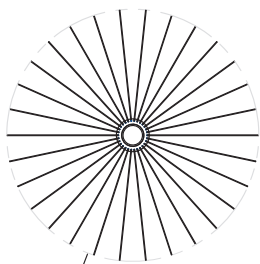


DESIGNERS |

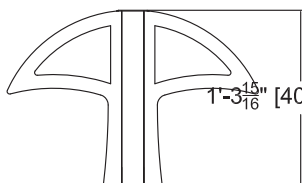
MAURICE L. DERY
JORDAN N. DERY

SHROOM LED PENDANT

One part abstract art, one part functional light, Shroom is a loose artistic impression resembling a mushroom. The LED pendant's gills are comprised of 30 vertical aluminum blades held together by intricate and cleverly designed milled aluminum top and bottom caps. Illuminated from within its acrylic core and a down light, Shroom features 12 volt energy efficient LEDs, creating a mesmerizing display as light reflects from the aluminum blades.



Ø1'-11" [Ø584.20mm]



1'-3¹⁵/₁₆" [405.31mm]

SIZE

23" DIAMETER X 16" HIGH

FINISH


BLACK, GOLD OR SILVER

MATERIALS

ALUMINUM AND ACRYLIC

LAMPING

INTEGRAL LED AND MR11 LED BULB INCLUDED
3000K
DIMMABLE

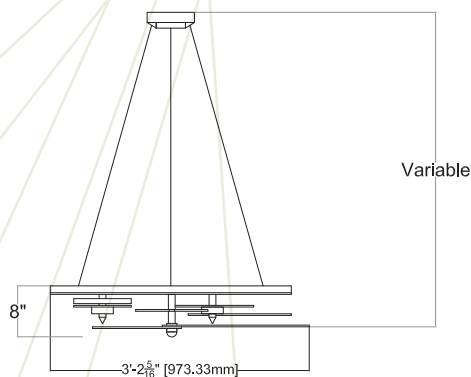


DESIGNER |

MAURICE L. DERY

TIME LED PENDANT

Balancing creative design with functional lighting, Time is a creative conjecture of an exploded view inside a timepiece. This stunning chandelier was created for an Alice in Wonderland-themed dinnerscape and is an intricate balance of gears, springs, pins and rubies. The lights utilize LED chip-on-board (COB) technology, simulating the ruby jewels found in a clock.



SIZE

3'-2-3/8" DIAMETER X 8" HIGH

FINISH

BLACK, GOLD AND SILVER

MATERIALS

ALUMINUM AND ACRYLIC

LAMPING

INTEGRAL COB

3000K

DIMMABLE



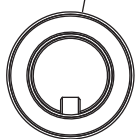
DESIGNERS |

MAURICE L. DERY
JORDAN N. DERY

ELECTRON WALL SCONCE

Presenting an artistic visualization of the circular path an electron takes around the nucleus of an atom, the award-winning Electron Wall Sconce is both minimalistic and innovative. Demonstrating resourceful engineering without compromising beauty or functionality, the double-sided lighting maximizes illumination while the LED technology maximizes energy efficiency. The wall sconce has a pleasing colour temperature of 3000K, no visible fasteners and is available in gold, silver, or black.

Ø9¹³/₁₆" [Ø250.00mm]



4¹/₂" [114.30mm]



SIZE

9-7/8" DIAMETER X 4-1/2" DEEP

FINISH

BLACK, GOLD OR SILVER

MATERIALS

ALUMINUM AND ACRYLIC

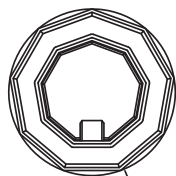
LAMPING

INTEGRAL LED
2700K; 3000K; 6100K
DIMMABLE

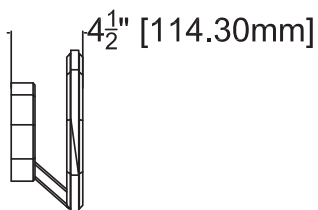


DESIGNERS |

MAURICE L. DERY
JORDAN N. DERY



Ø10 $\frac{1}{2}$ " [Ø266.04mm]



ENNEA WALL SCONCE

This futuristic-looking wall sconce hides all fasteners and wiring, maintaining the ring's suspended independence without compromising beauty or functionality. Ennea, the love child of the popular Diamond Luxennea and Electron lighting series, uses dimmable energy efficient LED technology, illuminating from both inner and outer edges without shadowing. Available in a variety of colour temperatures and also as a single pendant or tri-pendant mobile, Ennea wall sconce features custom adapter plate mounts ensuring easy, efficient, headache-free installation.

SIZE

10-1/2" DIAMETER X 4-1/2" DEEP

FINISH


BLACK, GOLD OR SILVER

MATERIALS

ALUMINUM AND ACRYLIC

LAMPING

INTEGRAL LED
2700K; 3000K; 6100K
DIMMABLE

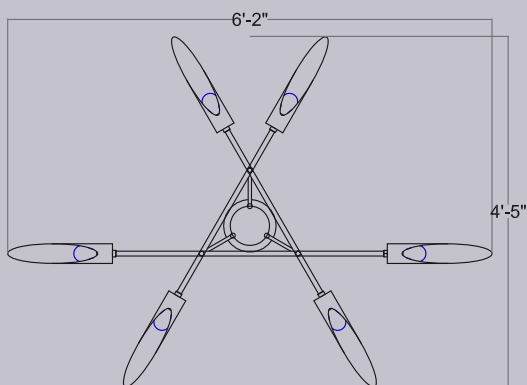


DESIGNERS |

MAURICE L. DERY
YOKO ISHIHARA

HARMONY MID-CENTURY CLASSIC

Six lamps arranged around a central focal point in an elliptical array create Harmony's beautiful diffused lighting effect. This mid-century class design is composed of two triads, much like the musical harmonic triad. Finished in a gloss black and featuring genuine brass accents, Harmony is 74" x 54" and uses LED replacement bulbs for maximum energy efficiency.



SIZE

74" X 54" X 45" HIGH

FINISH

GLOSS BLACK, METALLIC BRONZE AND GENUINE BRASS

LAMPING

E26 MEDIUM BASE SOCKET

OUR PROCESS

CRAFTERS OF CUSTOM LIGHTING



WE LOVE THE CUSTOM LIGHTING INDUSTRY BECAUSE OF THE CHALLENGE OF PRODUCING THE EXCEPTIONAL. WE THRIVE ON CREATING BEAUTY IN LIGHTING, WITH TOP-NOTCH QUALITY AND INNOVATION. COME WITH AN IDEA—WE’LL BRING IT TO LIGHT.

STEP 1: CONCEPT

DREAMING UP WHAT’S NEVER BEEN DONE BEFORE

Often clients come to us with no more than a sketch or a mock-up. From that, we put our expertise to work to develop a functional concept. All you need is an idea. We can take care of the rest.

STEP 2: ENGINEERING & DESIGN

MAKING THE IMPOSSIBLE POSSIBLE

All Karice pieces are not only beautifully designed, they’re also brilliantly engineered. To make extraordinary lights functional and cost-effective, extensive planning and testing is required. Few enjoy this stage as much as we do. We love designing our way out of an “impossible” challenge.

STEP 3: CUSTOM LIGHTING PRODUCTION

BRINGING YOUR LIGHTING IDEA TO LIFE

During the custom lighting production process, you need to be creative, all around – as each design has a unique journey. Some components will need to be machined, others fabricated, and some may require hand finishing. Our crew and production facility have the capacity to accommodate even the wildest ideas.

STEP 4: LIGHTING CERTIFICATION


BEAUTY & FUNCTIONALITY WITHOUT COMPROMISE

After building the light, there are always a few final details, like finishing and cleaning. We then test and certify your light with the Canadian Standards Association (CSA) and Underwriters Laboratories (UL), and pre-hang the light for final quality checks before we carefully crate-package it and arrange shipping. Our lighting certification is met to strict guidelines.

STEP 5: LIGHTING INSTALLATION

BEGINNING LIGHTING DESIGN WITH THE LOCATION/” END” IN MIND

For some clients we do the final on-site lighting installation (but that tends to be the exception rather than the rule). However, before we even begin building the light, we make sure we understand the end-purpose and end-user of your custom lighting system. Even the most awe-inspiring lighting feature needs to be appropriate to its environment. Therefore, we build with the final destination in mind.




CONTACT US FOR MORE INFORMATION

ABOUT OUR LIGHTING DESIGN PROCESS – CONCEPT TO INSTALLATION

If you would like more information about our custom lighting design process you can send us an email, call us, or stop by our facility. We are happy to answer any questions you may have. If you are ready to start your project, we can't wait to hear the details and turn your idea into a reality.

e. karen@karice.com p. 604-542-7137 w. karice.com

BRINGING YOUR IDEAS TO LIGHT



Karice

604-542-7137 **KARICE.COM**

101, 19057 - 25 Avenue, Surrey, BC, V3Z 3V2, Canada